

Compressed Air Receiver

VAR
Series



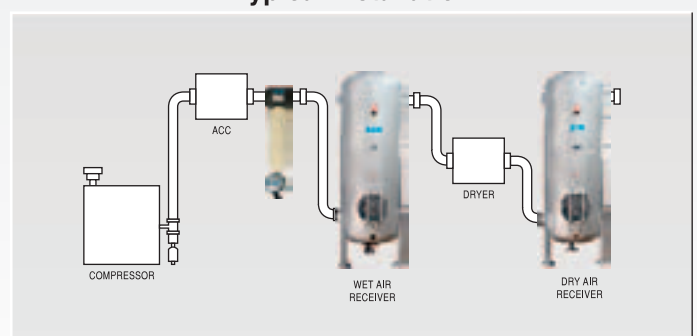
WORLD
CLASS
COMPRESSED AIR DRYERS
AND ACCESSORIES



Salient Features

- Designed as per requirement of IS 7938
- Supplied with standard accessories
- All vessels are hydro static tested
- Internal anti corrosive coating
- Fabricated as per IS 2825 / ASME Sec VIII on requirement

Typical Installation



Compressed Air Receivers

Specifications

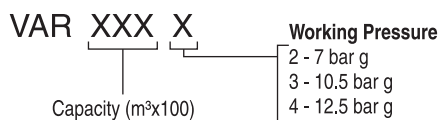
Model	Variance	Capacity m ³	Diameter (Inner) mm	Overall Height ★ mm	Working Pressure bar g	Shell / Dish Thickness mm	In/Out Conn- ection	Design Pressure bar g	Hydro Test Pressure bar g	Hand Hole / Man Hole
VAR 025	2	0.25	490	1610	7	5 / 5	¾" BSP	8	12	Hand Hole
	3				10.5	5 / 5		12	18	
	4				12.5	5 / 6		14	21	
VAR 050	2	0.5	610	2005	7	5 / 5	1" BSP	8	12	Hand Hole
	3				10.5	5 / 6		12	18	
	4				12.5	6 / 8		14	21	
VAR 075	2	0.75	734	1900	7	5 / 6	1½" BSP	8	12	Hand Hole
	3				10.5	6 / 6		12	18	
	4				12.5	8 / 8		14	21	
VAR 100	2	1.0	734	2750	7	5 / 6	1½" BSP	8	12	Hand Hole
	3				10.5	6 / 6		12	18	
	4				12.5	8 / 8		14	21	
VAR 150	2	1.5	980	3165	7	5 / 6	2" BSP	8	12	Man Hole 475 x 425 mm
	3				10.5	8 / 8		12	18	
	4				12.5	10 / 10		14	21	
VAR 200	2	2.0	980	3165	7	5 / 6	2" BSP	8	12	Man Hole 475 x 425 mm
	3				10.5	8 / 8		12	18	
	4				12.5	10 / 10		14	21	
VAR 250	2	2.5	980	3820	7	5 / 6	2" NB FLG	8	12	Man Hole 475 x 425 mm
	3				10.5	8 / 8		12	18	
	4				12.5	10 / 10		14	21	
VAR 300	2	3.0	980	4485	7	5 / 6	4" NB FLG	8	12	Man Hole 475 x 425 mm
	3				10.5	8 / 8		12	18	
	4				12.5	10 / 10		14	21	
VAR 400	2	4.0	1289	3575	7	8 / 8	4" NB FLG	8	12	Man Hole 475 x 425 mm
	3				10.5	10 / 10		12	18	
	4				12.5	12 / 12		14	21	
VAR 500	2	5.0	1289	4340	7	8 / 8	4" NB FLG	8	12	Man Hole 475 x 425 mm
	3				10.5	10 / 10		12	18	
	4				12.5	12 / 12		14	21	
VAR 600	2	6.0	1289	5095	7	8 / 8	6" NB FLG	8	12	Man Hole 475 x 425 mm
	3				10.5	10 / 10		12	18	
	4				12.5	12 / 12		14	21	
VAR 750	2	7.5	1464	4990	7	8 / 10	8" NB FLG	8	12	Man Hole 475 x 425 mm
	3				10.5	12 / 12		12	18	
	4				12.5	12 / 14		14	21	
VAR 1000	2	10.0	1464	6510	7	8 / 10	8" NB FLG	8	12	Man Hole 475 x 425 mm
	3				10.5	12 / 12		12	18	
	4				12.5	12 / 14		14	21	

For Pressure Rating above 12.5 bar, contact factory

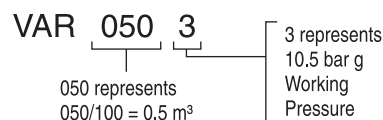
★ ±10 mm tolerance in overall height

In / Out connection BSP (F) in case threaded,
ANSI B16.5 150 #FLG in case flanged end

Model Description:



Example



Standard Accessories:
Safety valve, Manual Drain, Pressure Gauge

GEM Equipments Limited

S.F.No. 103, Avanashi Road,
Arasur, Coimbatore,
TN 641 407, INDIA.

Phone : +91 422 3267800, 3267900
2360131
Fax : +91 422 2360523

E-mail : info@gemindia.com, sales@gemindia.com,
service@gemindia.com, parts@gemindia.com
Web site : http://www.gemindia.com

Regional Office Email: chennai@gemindia.com • mumbai@gemindia.com • kolkata@gemindia.com